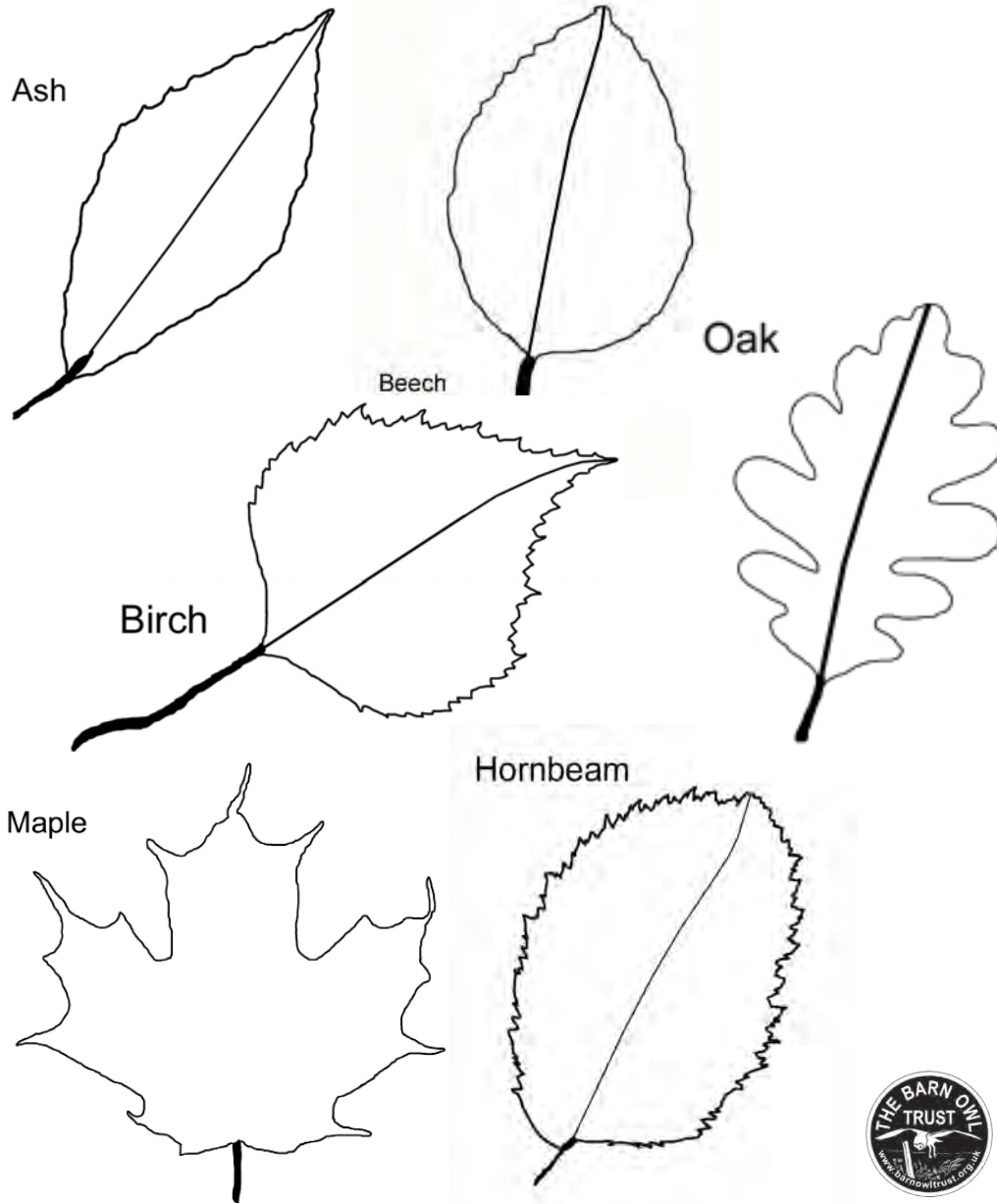


## Autumn Adventures

Below are 6 different leaves you might find in Autumn. Can you collect them all? When you've collected them, try making a collage of leaves or a scrapbook or even a leaf wreath or bunting to show them off. Send us a picture of your creation and the best one will be printed in our next issue.



A Barn Owl Trust publication for Owlets - Junior Friends of the Trust Issue: 40

Welcome to the Autumn 2016 edition of The Flyer! In this issue, we have some great Autumn activities to get you out and about enjoying this beautiful time of year. Inside you will find a Barn Owl Lacing Card and can you help the Barn Owl find her Owlet?

### Quick Craft!

You will need: an egg box, some glue, scissors, colourful craft feathers, two googly eyes.



### We Want Your Ideas!


The Flyer is a magazine put together especially for you, our Junior Friends. If you **have any ideas** for what you would like to see in future issues of The Flyer, let us know! You can **e-mail us** on [info@barnowltrust.org.uk](mailto:info@barnowltrust.org.uk). We would love to hear from you!



[www.barnowltrust.org.uk](http://www.barnowltrust.org.uk)

## Squiggle Maze!

Can you help Barn Owl find her owlet?



### Spotlight on Rose



Rose arrived at the Trust in September 2012.


She came to us from Cuan House Wildlife Rescue who ended up with her after her owner could no longer care for her. Since then we have taken her in.

Rose is now 6 years old and has finally settled into her current aviary with three other Barn Owls and three Tawny Owls.

You can adopt Rose or any of our sanctuary Barn Owls for a year. Visit the website to find out more!



## Owl Lacing Card!



This is an Owl Lacing Card, you need to cut her out, stick her on an old cereal packet and hole punch evenly around the edge (ask an adult to help you). Starting at the top you need to thread through the holes with a shoelace or wool. You can make patterns by looping through the loop you have already made. Once you are done, sellotape the ends together and hang her up!

