



State of the UK Barn Owl population – 2014

‘An exceptionally good year’

Results from 26 independent groups in Britain, collated by the Barn Owl Trust

Barn Owl Trust
 Bowden and Ball Ringing Group
 Brandon Ringing Group
 Cam Valley Wildlife Group
 East Riding Barn Owl Conservation Group
 Cheshire Barn Owl Conservation Groups
 Hawk and Owl Trust
 Gil Gaylor (Isle of Wight)
 Imber Conservation Group
 Manchester Raptor Group
 Montgomeryshire Barn Owl Group
 NW Norfolk Ringing Group
 Pang Valley Barn Owl Group
 Powys Species Habitat Protection Group
 Scottish Raptor Study Group
 Shropshire Barn Owl Group
 Staffordshire Barn Owl Action Group
 Stour Valley Wildlife Action Group
 South Warwickshire Barn Owl Survey
 Suffolk Community Barn Owl Project
 Sussex Ornithological Society - Barrie Watson
 Sussex Ornithological Society - Graham Roberts
 Vale of Belvoir Barn Owl Conservation
 West Cornwall Ringing Group
 Wolds Barn Owl Group
 World Owl Trust



State of the UK Barn Owl population - 2014

Introduction

The *State of the UK Barn Owl Population* was originally conceived as a one-off report to draw together the shockingly poor results collected in 2013. Following its initial publication, two further versions were produced as more and more groups wanted their data included. Remarkably, 2014 turned out to be an exceptional year for Barn Owls across the UK, hence this 2014 report.

The authors are keen to acknowledge the massive amount of work carried out by independent Barn Owl groups, projects, and volunteers across the UK and we are particularly grateful to the 26 groups who provided their results for 2014. Between them, the contributors to this report monitored a staggering 6,600 potential nest sites and recorded 1,856 active nests. As well as providing a unique overview of breeding success in the previous year, this information underpins the huge amount of conservation work that is carried out, very often by the same people.

A full list of contributors and logos (where available) are presented on the cover. A UK map showing the counties containing groups/projects that supplied data is presented on the last page along with links to contributors' own webpages (where available).

This report simply provides an early indication of Barn Owl nesting success during the last calendar year. Theoretically, the data could be used to establish 'minimum population density' figures for monitored areas and one could extrapolate these figures across 'no data' areas to produce an 'estimated minimum number of UK pairs'. However, the number of environmental variables that would need to be taken into account renders this a massive task of rather questionable value. Thus, the report in hand makes no attempt to estimate UK population level.

Although some possible reasons for year-on-year changes in nesting success are discussed, definitive answers to questions beginning with 'why' are well beyond the scope of this document. However, answers to simple questions like 'how did Barn Owls do last year?' or 'how do my results compare to others?' may be found herein.



Photo: Les Foster - Kent

Definitions

NO. OF SITES CHECKED means visits to potential nest sites.

NESTING OCCUPANCY is where nesting actually occurred (one or more eggs laid).

MEAN BROOD SIZE is the number of live young counted at any time between hatching and fledging.

The calculation of MEAN BROOD SIZE excludes nests where there were no live young.

c. means 'circa' (in the region of).

E means estimated.

Caveats

1. The figures provided in the table are accurate (unless marked 'E' or 'c.'). However, methodological variation between groups means that they can only provide indications of what happened to the population as a whole (in terms of nesting occupancy and brood sizes).
2. For some individual groups, anomalies can arise with regard to year-to-year changes in 'Numbers of Sites Checked' both in terms of the 'All-years average' and 'Actual The proportion of nest sites that were monitored varies between counties.
3. Most monitored sites are nestboxes. The placement of these (i.e. on tree/in building/or pole-mounted) varies between counties/groups as does the design of the boxes themselves.
4. The probability of individual sites being occupied varies tremendously. Some datasets include sites that may never have been occupied whilst others only include sites where pairs have nested previously.
5. The proportion of nest sites that were monitored varies between counties.
6. The vast majority of sites were checked by inspection to confirm/discount breeding, and determine brood size. However, some groups accepted reports from trusted/knowledgeable site owners, particularly where nest cavities were inaccessible.
7. At most sites, only one nest inspection was carried out. Chicks may have died before this nest inspection or may die between inspection and fledging. Some sites are visited more than once and figures given for brood size may have been derived from either one of these visits.
8. The calculation of all-years average varies between contributors according to how many years the project in question has been running.
9. One or two individual years may be omitted from data sets due to restrictions on farm visits such as in 1996 due to BSE and 2001 due to Foot and Mouth Disease.

Please note:

- ◇ In calculating the TOTALS; for data ranges (e.g. 180-230) the mid-point is used.
- ◇ NESTING OCCUPANCY totals include zeroes and MEAN BROOD SIZE totals exclude zeroes.
- ◇ In the NESTING OCCUPANCY section, the % change from norm represents the % difference between the proportion of potential sites occupied in the current year and the average of all previous years.



Photo: David Ramsden - Devon



Photo: Andrew Cook - Lincolnshire

Results	NO. OF SITES CHECKED		NESTING OCCUPANCY			MEAN BROOD SIZE			Notes - see appendix
	County / group	all-years average	Actual in 2014	all-years average	Actual in 2014	% change from norm	all-years average	Actual in 2014	
Ayrshire & Galloway - Scottish Raptor Study Group – Geoff Sheppard	75	73	70	39	-43%	3.50	3.45	-01%	
Berkshire – WBCS - Pang Valley Barn Owl Group, John Dellow	114	125	14	45	193%	2.48	3.84	55%	1
Cheshire – Mid Cheshire Barn Owl Group / Andrew Duncalf	600E	600E	80E	87	09%E	2.50E	4.20	68%E	2
Cornwall – West Cornwall Ringing Group	33	44	18	24	0%	2.86	3.5	22%	3
Cumbria (south west) - World Owl Trust	61	42	27	17	-09%	2.40	3.64	52%	4
Devon & Cornwall (east)- Barn Owl Trust	84	72	39	32	-04%	2.63	4.10	56%	
Isle of Wight - Gill Gaylor	44	44	42 E	40	-05% E	3.00 E	3.00 E	00% E	5
Leicestershire - Vale of Belvoir Barn Owl Conservation (VBOC)	140	135	26 E	30	20% E	2.70 E	3.15	17% E	6
Lincolnshire - Bowden and Ball Ringing Group	1,200 E	1,200 E	180-230 E	354	73% E	3.10 E	3.5	13% E	7
Manchester Raptor Group	49	73	17	28	11%	2.13	4.17	96%	8
Montgomeryshire Barn Owl Group	330 E	330 E	48 E	37	-23% E	3.10	3.88	25%	
Norfolk - NW Norflok Ringing Group - John Middleton	472	410	200	198	14%	2.20 E	3.30	50% E	9
Powys Species Habitat Protection Group	34	48	20	16	-43%	4.00	4.00	0%	10
Shropshire Barn Owl Group	200	201	32	55	71%	2.90	4.10	41%	11

County / group	NO. OF SITES CHECKED		NESTING OCCUPANCY			MEAN BROOD SIZE			Notes - see appendix
	all-years average	Actual in 2014	all-years average	Actual in 2014	% change from norm	all-years average	Actual in 2014	% change from norm	
Somerset - Hawk and Owl Trust – Chris Sperring	46	51	37 E	34	-17% E	2.50	4.60	84%	12
Somerset NE - Cam Valley Wildlife Group	78	162	10	12	-42%	2.54	3.58	41%	13
Staffordshire Barn Owl Action Group	244	264	30	33	02%	2.33	3	29%	14
Suffolk Community Barn Owl Project (inc. Suffolk Owl Sanctuary data & others)	930	1367	172	325	29%	2.39	3.75	57%	15
Sussex - Barrie Watson (team)	c. 90	127	60 E	73	-14% E	2.90	4.10	41%	16
Sussex - Graham Roberts	40 E	28	12	10	19% E	3.00	4.10	37%	17
Warwickshire - Stour Valley Wildlife Action Group / South Warwickshire Barn Owl Survey / James Rushforth (Brandon Ringing Group)	145	230	18	63	121%	2.88	3.78	31%	
Wiltshire - Imber Conservation Group Major Nigel Lewis MBE (with volunteers)	c. 488	407	144	119	-01%	2.20	3.40	55%	18
Yorkshire – East Riding Barn Owl Conservation Group	580 E	530 E	150 E	170 E	24% E	3.00	4.20	40%	19
Yorkshire – Wolds Barn Owl Group	90	37	27 E	15	35% E	2.70	3.33	23%	20
TOTALS (zeroes are excluded)	6,167 E	6,600 E	1,498 E	1,856E	16% E	2.87 E	3.90 E	36% E	

Discussion

1995-2009

The only reliable estimate of Barn Owl numbers in the UK was c.4,000 pairs in the period 1995-97 (Project Barn Owl Report, 2000) and there is some evidence that numbers increased in the period 1997-2009 particularly in eastern England. Additionally, the BTO Bird Atlas 2007-11 showed a northerly range expansion since the previous 1993 atlas. These increases were probably the result of a general climate warming in the period 1989-2009 and the erection of numerous nestboxes in, for example, parts of The Fens and East Anglia. It is quite probable that in 2009 the UK Barn Owl population level was substantially greater than 4,000 pairs.

2009-2012

There can be little doubt that the unusually severe winters of 2009/10 and 2010/11 reduced total population size although 'before and after' population levels will never be known. In spite of these setbacks, additional data submitted to the authors suggest that 2012, with the hottest March since 1997, was quite a reasonable year. For example, the Suffolk Community Barn Owl Project which monitored a staggering 1,191 boxes in 2012 recorded 319 nests which, at the time, was the highest number since monitoring started in 2007. However, in some parts such as SW Scotland (Geoff Sheppard pers. com) and Cumbria (Ian Armstrong pers. com) 2012 was a very poor year and in Devon widespread nestling mortality resulted in the average brood size dropping from 3.68 to 2.75 during the wettest June since 1766.

2013

Given that 2012 was a relatively good year (overall) and winter 12/13 was much less severe than the preceding three, Barn Owl numbers at the start of 2013 were probably quite reasonable (probably lower than in 2009 but possibly still higher than 1995-97). March 2013 was the coldest since 1962 and during the month the number of dead Barn Owls reported to the BTO was 280% above normal. Without exception, every monitoring scheme that contributed data reported a high proportion of nest sites with no signs of occupation and Major Nigel Lewis's comment summed it up very well: "the worst year in the 30 years I have been owling in Wiltshire". The [State of the UK Barn Owl Population 2013](#) showed that nesting occupancy in 2013 was an estimated 70% below the all-years average.

2014

Despite winter 13-14 being the stormiest and wettest for 250 years, it was mild and therefore quite a good one for Barn Owls (except where long term flooding was an issue). An early spring was followed by a long and pleasant summer. Indeed, September 2014 was the driest since records began. According to the National Climatic Data Centre, 2014 was the warmest year on record which was largely attributable to sea temperatures.

Annual variations in small mammal abundance are not linked to winter weather (Taylor 1994) so it was a fortunate coincidence that a year of great weather happened to coincide with a peak year for small mammals. The result: Barn Owls had a very productive year in many areas;

Rob Salter (East Riding Barn Owl Conservation Group) – *"I have been involved in barn owl conservation for 24 years and have never seen a year like it, amazing !"*

Major Nigel Lewis (Imber Conservation Group) (31 years' experience) – *"my best breeding year ever"*.

John Middleton (NW Norfolk Ringing Group) - *"The best year I have ever known"*.

Steve Piotrowski (Suffolk Community Barn Owl Project) – *“The eight chicks that fledged from one nest is a record for the county. Four nests that fledged seven chicks is also exceptional for Suffolk.”*

Judith Smith (Manchester Raptor Group) *“an exceptionally good year, our best ever”*.

Tony Beaumont (Jersey Barn Owl Conservation Network) - *“an abundance of owlets”*.

In October 2014, BTO reported that *“in 2013, only 20 Barn Owls were ringed in May and 183 were ringed in June. This year to date, we have received the details of 428 Barn Owls ringed in May and 1,814 ringed in June!”*.

2014 Nesting occupancy

Although not every ‘dependable’ nest site was occupied (probably due to high mortality in 2013), many groups were surprised to find so many pairs nesting. Overall, UK nesting occupancy in 2014 was 16% above the all-years average. In the most extreme example, the Pang Valley Barn Owl Group who generally find about 14 active nests found none at all in 2013 but 45 in 2014!

So where had all these birds come from?

Given that Barn Owls don’t migrate and are not nomadic like Short-eared Owls, birds encountered nesting are always a mixture of adult birds that were on-range the previous year and first-time breeders that hatched the previous year.

1. There is no doubt that unusually high numbers of Barn Owls died in March 2013 (ref: BTO) in addition to that proportion of the population that generally dies in Jan/Feb.
2. Similarly, there is little doubt that the number of young produced in 2013 was much lower than normal (in spite of the fact that late broods may have been significantly under-recorded).

Therefore, the reason for above average nesting occupancy in 2014 was almost certainly above average over-winter survival. This suggestion fits well with the fact that winter 13/14 was exceptionally mild with good small mammal abundance.

2014 Brood sizes

The Manchester Raptor Group recorded mean brood size that was almost double their all-years average (+96%) and the Hawk and Owl Trust in Somerset were not far behind with an increase of 84%. Major Lewis’s “best breeding year ever” was 55% above normal, and Rob Salter’s “amazing” year was 40% up on his all-years average. Overall, the UK mean brood size in 2014 was around 36% above the all-years average.

However, it is important to note that 2014 was not a particularly good year for Barn Owls in some areas. Parts of Ayrshire & Galloway, east Wales, and the Isle of Wight all bucked the trend with mean brood sizes no higher than usual. The number of active nests monitored in these areas was 39, 16, and 40 respectively. The biggest Barn Owl monitoring scheme in the UK (the Bowden and Ball Ringing Group in Lincolnshire with 354 active nest sites) recorded a mean brood size that was only 13% higher than their all-years average.

Nevertheless, an overall UK brood size increase of 36% is a tremendous short-term gain.

In the words of John Dellow (Pang Valley Barn Owl Group, Berkshire) *“It would be great to have another mild winter now that we have such a good stock of birds ready to breed next spring”*.

2014 Distribution

The map opposite shows UK Barn Owl distribution based on 3,488 records provided by the public to the UK On-line Barn Owl Survey - www.barnowlsurvey.org.uk comprising 2,489 sightings and 999 roost/nest sites occupied in 2014.

The issues

Extreme weather events certainly can have a huge impact on Barn Owl survival and productivity. 2012, 2013 and 2014 are great examples of this. It is also important to remember; 1) that small mammal abundance is (generally speaking) an even more powerful influence and that small mammal abundance varies independently of winter weather (Taylor 1994); and 2) man-made hazards kill thousands of Barn Owls every year.

The vast majority of farmland is intensively managed and lacking prey-rich habitat features (such as rough tussocky grassland with a >7cm litter-layer). There is little doubt that a general lack of prey is the principal cause of low productivity and low population density that is the norm across most of the UK.

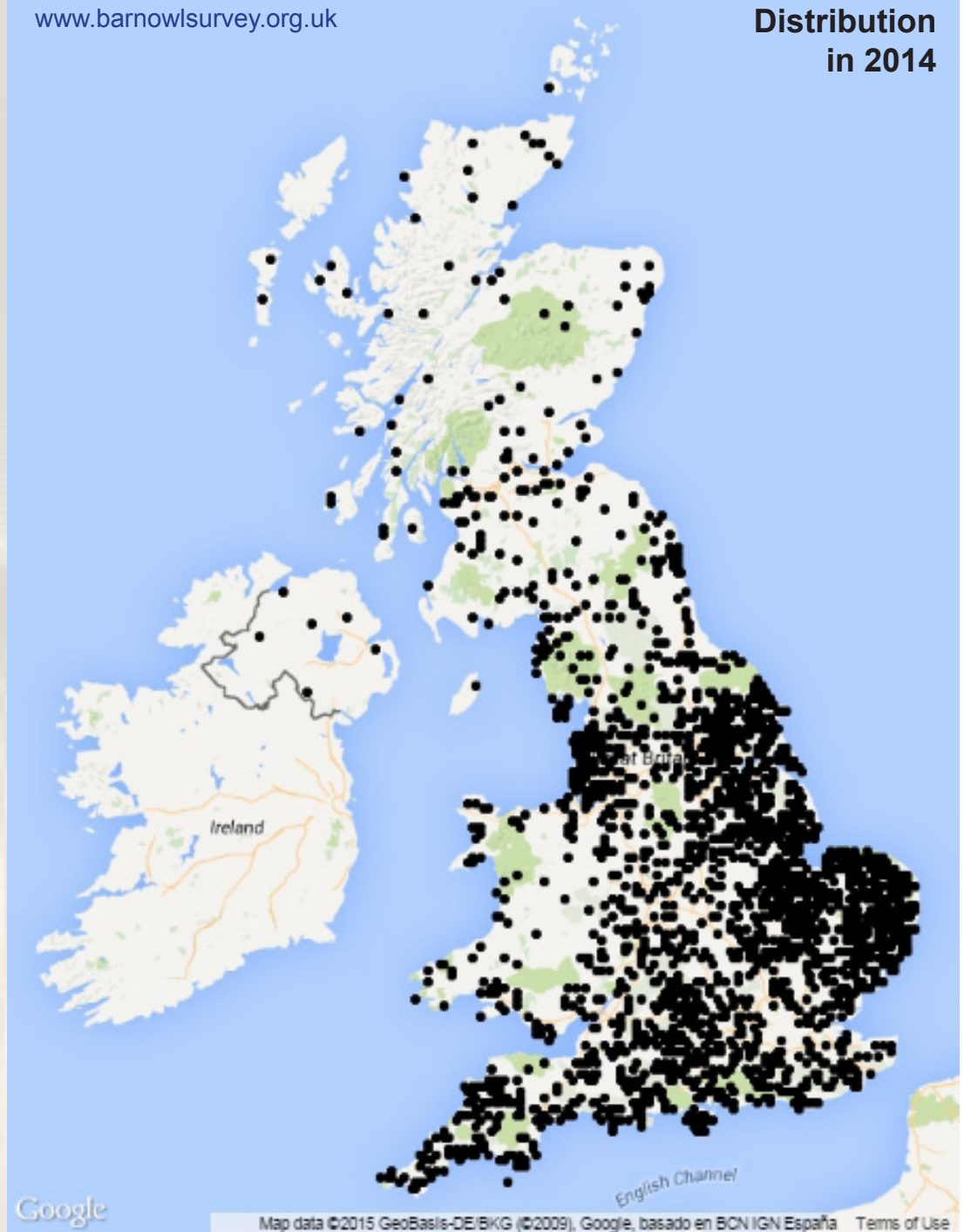
Barn Owl sites become unoccupied, not so much because older birds die, but because there is a shortage of younger birds to replace them. Indeed, juvenile survival exerts a bigger influence on total population size than any other life-cycle parameter (Population trends in British Barn Owls, BTO).

So as well as concentrating on [habitat improvement](#) to benefit all Barn Owls, it is important to consider the causes of juvenile mortality, the most significant of which is trunk-road deaths (BOT). Roads need to be made safer by the planting of low-flight prevention screens. [More information.](#)

According to latest government figures, 87% of Barn Owls contain rat poison. The proportion that dies as a direct result is probably low but the possible effects of sub-lethal doses are a cause for concern. It is possible that low-level contamination reduces the birds' ability to cope during hard times. New regulations concerning the use of Second Generation Anticoagulant Rodenticides will be phased in between February 2015 and June 2016 with the aim of reducing unwanted poisoning. [More information.](#)

www.barnowlsurvey.org.uk

**Distribution
in 2014**



In many ways, nestbox provision is the most deliverable element of Barn Owl conservation and the fantastic success of box schemes in areas where food availability was not the limiting factor demonstrates their value. The possibility of free nestboxes can also be used as an incentive for habitat creation as demonstrated by the two community Barn Owl projects.

As the UK gets closer to Barn Owl nestbox saturation, and a box-dependent owl population, the emphasis needs to change towards box replacement. Replacement provides opportunities to improve nestbox designs. This reduces nestling mortality that results from boxes that are less than 460mm deep and boxes that are difficult for climbing owlets to get back into. [More information](#).

There is a lot more information on all these topics in the [Barn Owl Conservation Handbook](#).

Further information

Barn Owl Conservation Handbook, a comprehensive guide for ecologists, surveyors, land managers and ornithologists. Barn Owl Trust (2012) Pelagic Publishing, Exeter.

Barn Owls and Major Roads: results and recommendations from a 15 year research project. Ramsden, D.J., (2003) Barn Owl Trust, Ashburton.

Barn Owls: Predator-prey Relationships and Conservation, Taylor, I. (1994) Cambridge University Press

BTO Bird Atlas 2007-11: the breeding and wintering of birds in Britain and Ireland. Balmer, D.E., Gillings, S., Caffrey, B.J., Swann, R.L., Downie, I.S., & Fuller, R.J. (2013) BTO Books. British Trust for Ornithology, Thetford.

Population Trends in British barn owls (*Tyto alba*) and tawny owls (*Strix aluco*) in relation to environmental change. Percival, S.M. (1990) BTO Research Report, 57. British Trust for Ornithology, Thetford.

Project Barn Owl Final Report. Toms, M.P., Crick, H.P.Q. & Shawyer, C.R. (2000) BTO Research Report, 157. HOT Research Report 98/1. British Trust for Ornithology, Thetford.

Ringling and nest recording in Britain and Ireland 2012. Dadam et al. (2013) in Ringling & Migration Volume 28, Part 2, (December 2013). British Trust for Ornithology, Thetford.

State of the UK Barn Owl Population 2013. Barn Owl Trust (2014), Ashburton



Appendix

Contributors notes/comments to be read in conjunction with the results table.

1. **John Dellow (Berkshire), Pang Valley Barn Owl Group:**

The mortality of the early broods (average brood size 4.07) was very low. However it was much higher for the late broods (average brood size 3.43) both before and after fledging. We expect to have significant losses as the winter starts to bite. We believe that the mild 2013 – 2014 winter was the most significant factor. It would be great to have another mild winter now that we have such a good stock of birds ready to breed next spring.

2. **John Mycock, Cheshire Barn Owl Groups:**

A very good year, early broods, with larger than average brood size.

3. **Mark Grantham, West Cornwall Ringing Group:**

Clutch size in 2014 wasn't vastly different (4.6, compared to 3.6-4.8 in previous years), but survival to the chick stage and fledging was much increased. Number of boxes occupied by non-breeding birds (18%) was also at same level as last year (22%), compared to 6% in 2012 and 41% in 2011.

4. **Hilary Shaw, World Owl Trust:**

2014 saw our highest mean brood size since our records began. This no doubt aided by the fact that we had two second broods this year, a first since 2007. However, both sites where a second brood was attempted were supplementary fed, indicating that the SW Cumbria population still struggle unless aided, even in a good vole year.

5. **Gil Gaylor, Isle of Wight:**

In total, 121 youngsters fledged from 40 nests. Brood size was no higher than usual.

6. **Don Pritchett (Leicestershire), Vale of Belvoir Barn Owl Conservation:**

A record breeding year since the Group was formed in 2008, the number of pairs has recovered to a high number (30) and a record number of young were bred. 101 young were ringed - a record year for us. 8 pairs had second broods of which 3 failed.

7. **Alan Ball (Lincolnshire), Bowden and Ball Ringing Group:**

In 2014 nesting occurred at 354 sites and birds nested twice at 66 (19%) of these giving a total of 420 broods. Of those, there were 39 nesting attempts that failed and 15 sites where the young fledged before ringing (we missed them). We ringed a total of 1,290 young plus 60 adults.

8. **Judith Smith, Manchester Raptor Group:**

It was an exceptionally good year, our best ever. There were at least 3 second broods, one of these to a pair who had already fledged 7 young . 5 eggs were laid in the second clutch here and it is thought 3 of these fledged (1 dead chick and 1 unhatched egg found, we could not get to the box in time to ring 2nd brood). I was surprised how many adults must have survived 2013 when we only found 6 pairs breeding in 46 sites checked (though some new sites found in 2014 had definitely bred in 2013).

Contributors notes continued

9. **John Middleton, NW Norfolk Ringing Group:**

652 barn owl chicks ringed. The best year I have ever known.

10. **Jon Sloan, Powys Species Habitat Protection Group:**

First broods: 14 pairs produced 57 young (mean brood size 4.07). Second broods: 6 pairs produced 23 young (mean brood size 3.83). Plus 2 second broods that failed at egg stage.

11. **Glenn Bishton and John Lightfoot, Shropshire Barn Owl Group:**

212 barn owl chicks were produced in sites monitored by SBOG in 2014. This is the second highest level of productivity recorded by SBOG in any year since monitoring began in 2002. Nestboxes produced 207 chicks and natural nest sites produced 5 chicks. The first egg was laid on 15th March and broods were substantially larger than the normal 2.9, ranging from 2 to 7 with an average of 4.1. This is the largest mean brood size in any year since we began monitoring. Eleven second breeding attempts were made of which nine successfully produced 27 chicks. Six of the second breeding attempts were in the same nestboxes as the first attempt. Six of the chicks died in the nest or were predated and the average brood size of those second broods successfully producing young was 3.0. One male was suspected of pairing with two females who bred in nestboxes separated only by a field. One owlet was still in a nestbox on 26th October.

12. **Chris Sperring (Somerset), Hawk and Owl Trust:**

In 2014 we had 13 new nest sites occupied, an early start to season, good brood sizes and at least 9 second broods. Out of a total of 209 boxes checked, 48% showed Barn Owl usage, but many lost during 2012/13, and others still only single birds roosting. Most of the boxes we checked have been installed since 2012.

13. **Andre Fournier (NE Somerset), Cam Valley Wildlife Action Group:**

After the disaster of 2013, 2014 has put us back in the position we were in 2011 and 6 years before which is probably more or less the optimum position for our small area of approx 300sq km. Brood sizes in 2014 were 40% up on past average.

14. **Helen Cottam, Staffordshire Barn Owl Action Group:**

2014 has seen a big improvement on 2013 for breeding Barn Owls in Staffordshire. The numbers of breeding pairs has increased this year and brood sizes have been larger. We have recorded 1 pair that successfully reared 7 chicks and 2 pairs that successfully reared 6. The breeding season has been long and late with second broods and late broods being found up to the end of October.

15. **Steve Piotrowski, Suffolk Community Barn Owl Project*:**

Our 2014 results confirm the recovery of the Barn Owl in Suffolk. My personal view is that most pairs didn't obtain the desired weight for breeding in spring 2013, so skipped a year but made up for it with bumper broods in 2014! Brood sizes (including 5 that failed) were as follows 1 chick x 15, 2 x 34, 3 x 69, 4 x 109, 5 x 49, 6 x 21, 7 x 4 and 8 x 1, which gives an average brood size of 3.75 chicks per nest. The eight chicks that fledged from one nest is a record for

Contributors notes continued the county. Four nests that fledged seven chicks is also exceptional for Suffolk.
**data kindly provided by Steve includes some from Suffolk Owl Sanctuary and others. Eds.*

16. Barrie Watson, Sussex Ornithological Society:

Productivity in 2014 was well above average. Overall we had a brood of 1, 14 of 3, 30 of 4, 10 of 5 and 5 of 6 chicks. There were four sites used for the first time.

17. Graham Roberts, Sussex Ornithological Society:

In 2014, out of a total of nine broods ringed, I had 2 broods of 5 and one of 6.

18. Nigel Lewis (Wiltshire), Imber Conservation Group:

The 119 nesting pairs include 5 in Hampshire, 4 in Dorset, and 1 in Somerset.

After two bad years and all the rain at the beginning of this year I thought it would be another awful year. In the event it has been my best breeding year ever. In a sample of 103 pairs 40% produced second broods. The bountiful harvest of 2013 and fewer predators gave the small ground mammals a record breeding season last Autumn and Winter. I have always worried about the weather, especially rainfall, but this year has demonstrated that, whatever the weather, if the food is available the owls will do well.

19. Rob Salter (Yorkshire), East Riding Barn Owl Conservation Group:

I have been involved in barn owl conservation for 24 years and have never seen a year like it, amazing!

20. Robin Arundale (Yorkshire), Wolds Barn Owl Group:

Out of 15 active nest sites, 3 had second broods.

ADDITIONAL:

Jersey Barn Owl Conservation Network were unable to provide figures because they couldn't check the majority of their sites in 2014. Tony Beaumont kindly provided the following comment: *"One fact we are sure of is that there was an abundance of owlets in 2014, albeit the breeding adult numbers were down due to the 2013 disaster. Although we were unable to monitor all our sites, we did visit some sites to return young birds back into the boxes from which they had fallen, but our main source of information came from the members of the public who have nest boxes on their property."*

Andrew Duncalf

A key member of the Mid-Cheshire Barn Owl group, Andrew Duncalf passed away on 4th January 2015 aged just 51. An advocate for Barn Owl conservation, a BTO ringer/trainer and an important contributor to Barn Owl monitoring in Cheshire, he will no doubt be sorely missed by all. We would like to express our condolences to all involved in the Mid-Cheshire Barn Owl group and of course to Andrew's family.



Links to contributors own web pages:

Ayrshire & Galloway - [Scottish Raptor Study Group](#)

Cheshire Barn Owl Conservation Groups

Cornwall - [West Cornwall Ringing Group](#)

Cumbria - [World Owl Trust](#)

Devon - [Barn Owl Trust](#)

Jersey Barn Owl Conservation Network

Leicestershire - [Vale of Belvoir Barn Owl Conservation](#)

Manchester Raptor Group

Montgomeryshire Barn Owl Group

NW Norfolk Ringing Group

Powys Species Habitat Protection Group

Shropshire Barn Owl Group

Somerset - [Cam Valley Wildlife Group](#)

Somerset - [Hawk and Owl Trust](#)

Staffordshire Barn Owl Action Group

Suffolk Community Barn Owl Project

Suffolk Owl Sanctuary

Sussex Ornithological Society

Warwickshire - [Stour Valley Wildlife Action Group](#)

Wiltshire - [Imber Conservation Group](#)

Yorkshire - [Wolds Barn Owl Group](#)



Photo: Russell Savory - Essex



*Steve Piotrowski originally established the Suffolk Community Barn Owl Project – a fantastic example of community engagement
Photo: Suffolk Wildlife Trust*

Counties containing groups/projects that contributed their results.

Please note: a shaded-in county does not necessarily mean that sites were monitored across the whole county.

