

The Flyer



Issue 54 / Autumn 2023

Owl Hospital Update

This summer 5 Barn Owl owlets were brought to the Barn Owl Trust after they had fallen from their nest sites. 3 of the owlets, now named Holly, Rowan and Moon arrived during June and July when they were 4 weeks old. Although they were not injured, at first they were weak and hungry and the Conservation Team gave them food and extra care in our owl hospital to help build up their strength. Once they were stronger they were placed into a special nest room in the Trust's barn. The owlets were still taken food each day and watched closely by the Trust's trail camera. At the end of July one of the owlets was captured on camera taking test flights. A few days later the second owlet joined him. The third owlet stayed safe and dry inside! The owlets will still return to the safety of the barn until they are about 13 weeks old. It is hoped that all 3 chicks will have fledged by the time you read this newsletter!

Finding Fallen Owlets



In Summer, young owlets are sometimes found on the ground out of their nest. If you see a Tawny Owl owlet on the ground this is often normal. They are excellent climbers and like to explore from a young age. Unless they are injured or in danger you can leave them alone. However, if you see a Barn Owl owlet on the ground this is not normal. They cannot get back into their nest and will need help. Tell an adult and ask them to call the Barn Owl Trust or check our website for advice on what to do next.



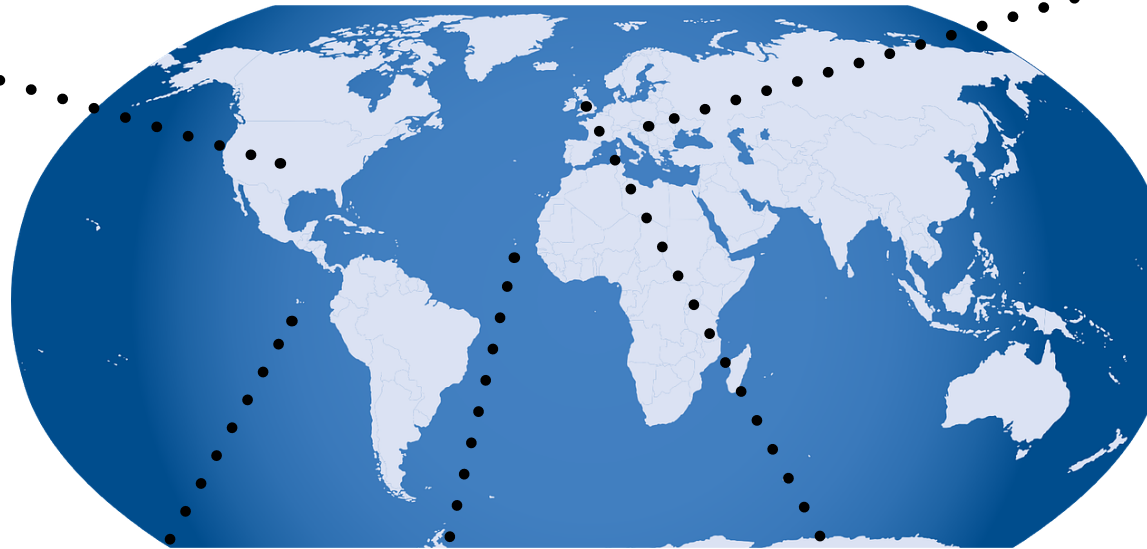
Reg Charity No: 299 835
www.barnowltrust.org.uk

Waterleat, Ashburton
Devon TQ13 7HU

Barn Owls around the World

Barn Owls can be found across the world on many different continents including Europe, North America, Asia and Africa.

Although they all look very similar, Barn Owls living in some other countries are actually very different, so different that scientists have now divided them into separate species and sub-species.



American Barn Owls (*Tyto furcata*) are a whopping 50% bigger than owls living in the British Isles. They also have longer legs and shorter wings. Because of their larger size they are able to catch bigger prey like rats, squirrels and gophers. Farmers sometimes use them to help control pests on their farms.

The Cape Verde Barn Owl (*Tyto alba detorta*) lives in the Cape Verde Islands just off the West African coast. Unlike other Barn Owls it has a bright white beak. Along with rats and mice it also eats geckos and sea birds

The Barn Owls we see in the British Isles are very pale white underneath. This type of Barn Owl can be found in Western and Southern Europe and parts of Africa. The scientific name for the Barn Owl species is *Tyto alba*. The subspecies for Barn Owls found in the British Isles have an even longer name *Tyto alba alba*. *Tyto* means owl and *alba* means white meaning their name translates to 'white white owl'.

The Galapagos Barn Owl (*Tyto furcata punctatissima*) has very dark grey wings with round white spots and a dirty brown face. They have long legs and powerful talons. As well as eating small mammals, they also eat insects and are partial to grasshoppers. This photo was taken of an owl roosting on a branch inside a lava cave.



Barn Owls in Central and Eastern Europe (*Tyto alba guttata*) are darker grey on top and more orange underneath than Barn Owls living in Britain. They like to nest in the top of tall buildings like church spires where they can avoid being eaten by predators.



Photo by Ed Mackerrow

Photo by Akos Klein

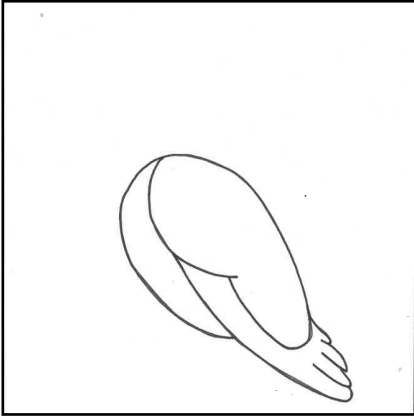
Photo by Greg Lasley

Photo by David Ramsden


Photo by David Ramsden

Draw Your Own Barn Owl


Have a go at drawing your own Barn Owl. Use the instructions below to help you.




Step 1: Start by drawing the body and wings of your Barn Owl.



Step 2: Add a head and a pair of legs.



Step 3: Inside the head draw a heart shaped face. Inside the face draw a beak and 2 eyes.



Step 4: Shade in your Barn Owl with a pencil. You might want to colour it in like one of the Barn Owls from around the world. Take a look at the photos on the previous page for ideas.